



Donor Report

Pakistan Flood Relief Efforts 2022



Donor:



Implemented By:



HELPING HAND
FOR RELIEF AND DEVELOPMENT
www.hhrd.org

Report Compiled By: ERDM Team Pakistan

Contextual:

In 2022, monsoon rains started from 10 July to 31 July three heavy spells, continuous rains over a period of 24 hours caused massive flooding in most part of the country. Fourth spell due to low-pressure area approached Sindh on 14-17 August which caused rain-wind/ thundershowers with a few/scattered to heavy and very heavy falls in Islamabad, Punjab, Sindh, Balochistan, KP, GB and in AJ&K.

ERDM-HHRD Pakistan started response since 15.07.2022 & continues with the support of Houston Karachi Sister City Association (HKSCA) to provide dry ration, NFIs and medical services to the most affected communities in Karachi.

Cumulative Deaths and Injured (14 June 2022 to 18 November 2022)

Province/Region	Deaths				Injured			
	M	F	C	T	M	F	C	T
AJ&K	31	17	0	48	15	9	0	24
Balochistan	149	80	107	336	97	40	50	187
GB	5	12	6	23	3	0	3	6
ICT	1	0	0	1	0	0	0	0
KP	151	42	116	309	157	79	134	370
Punjab	92	51	80	223	2,173	1,113	572	3,858
Sindh	310	151	338	799	2,964	2,211	3,247	8,422
Total	739	353	647	1,739	5,409	3,452	4,006	12,867

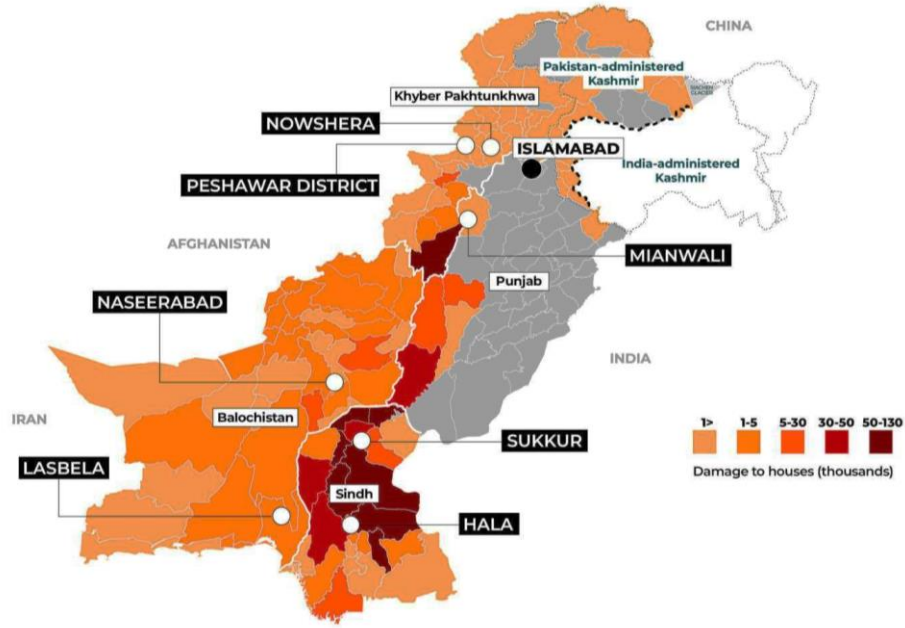
Data Source: NDMA Pakistan

Cumulative Report (14 June 2022 to 18 November 2022)

Province /Region	Roads (km)	Bridges	Houses			Livestock
			PD	FD	Total	
AJ&K	19	33	228	327	555	792
Balochistan	2,222	58	125,837	115,822	241,659	500,000
GB	33	61	1,126	667	1,793	609
ICT	-	-	-	-	-	-
KP	1,575	107	53,939	37,525	91,464	21,328
Punjab	877	15	42,127	25,854	67,981	205,106
Sindh	8,389	165	1,168,210	716,819	1,885,029	436,435
TOTAL	13,115	439	1,391,467	897,014	2,288,481	1,164,270

Data Source: NDMA Pakistan

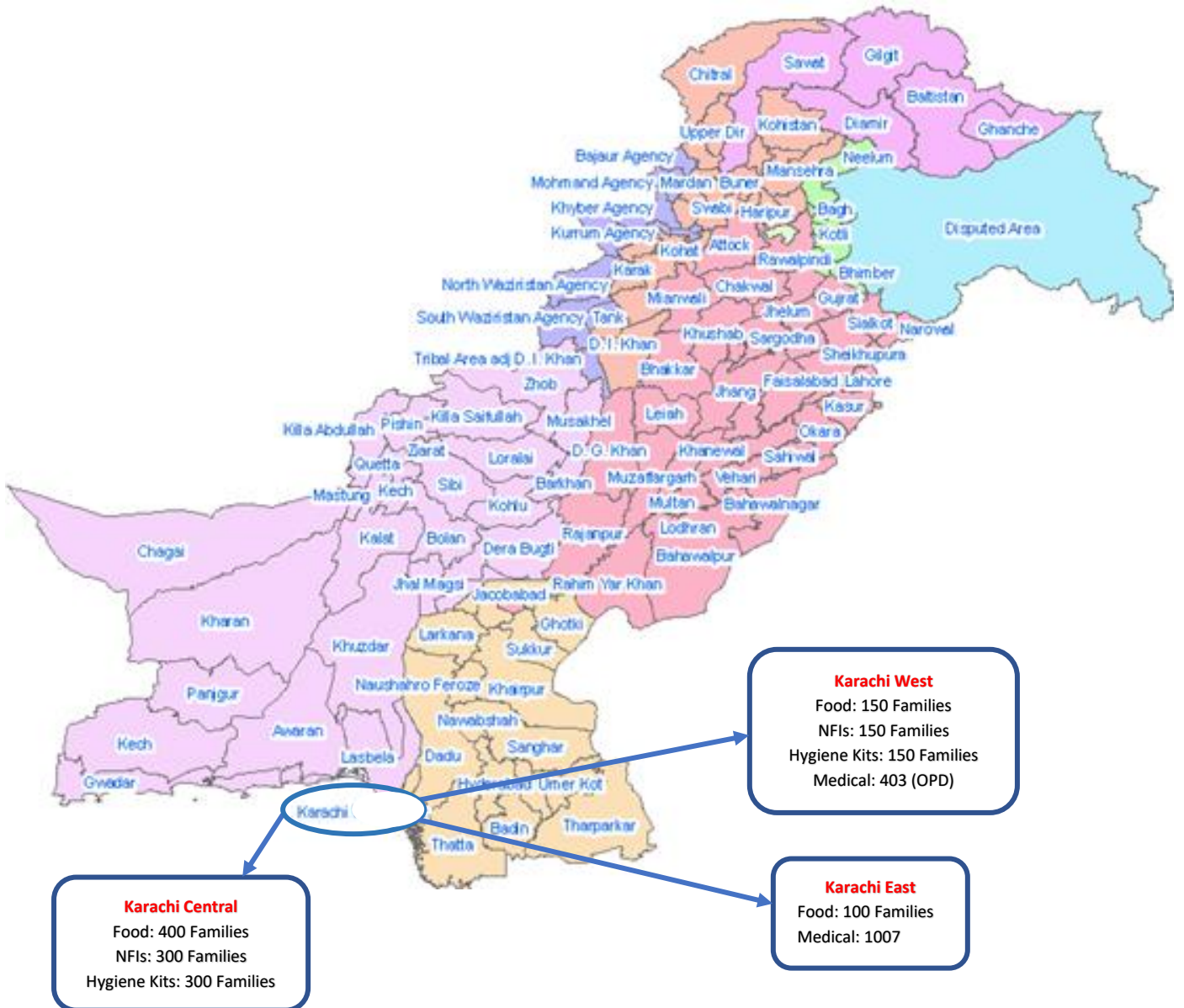
Pakistan Flood Map - 2022



Source: National Disaster Management Authority, OCHA, United Nations | September 1, 2022

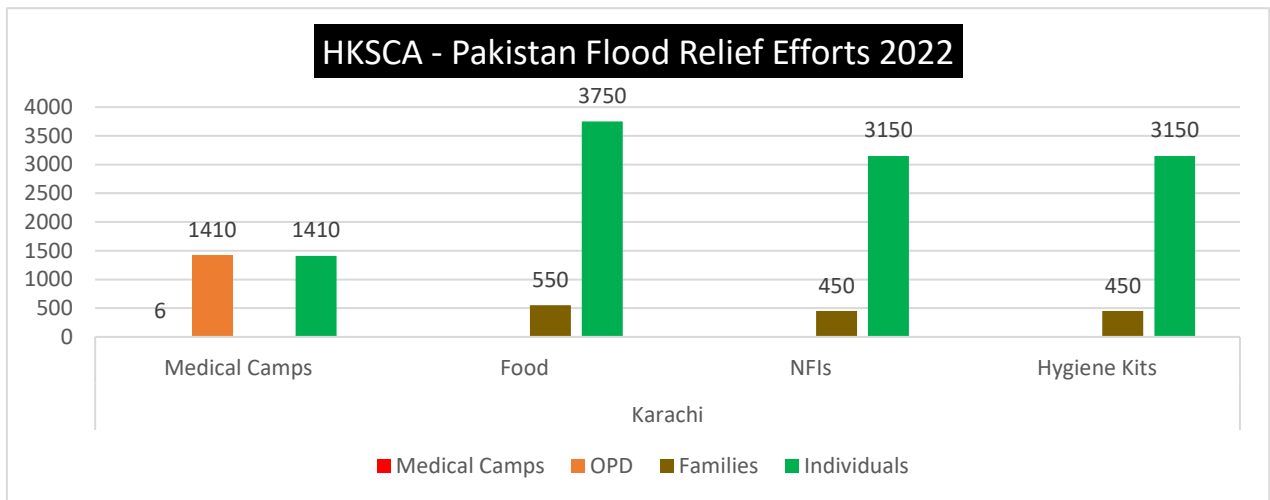


Activities Map:



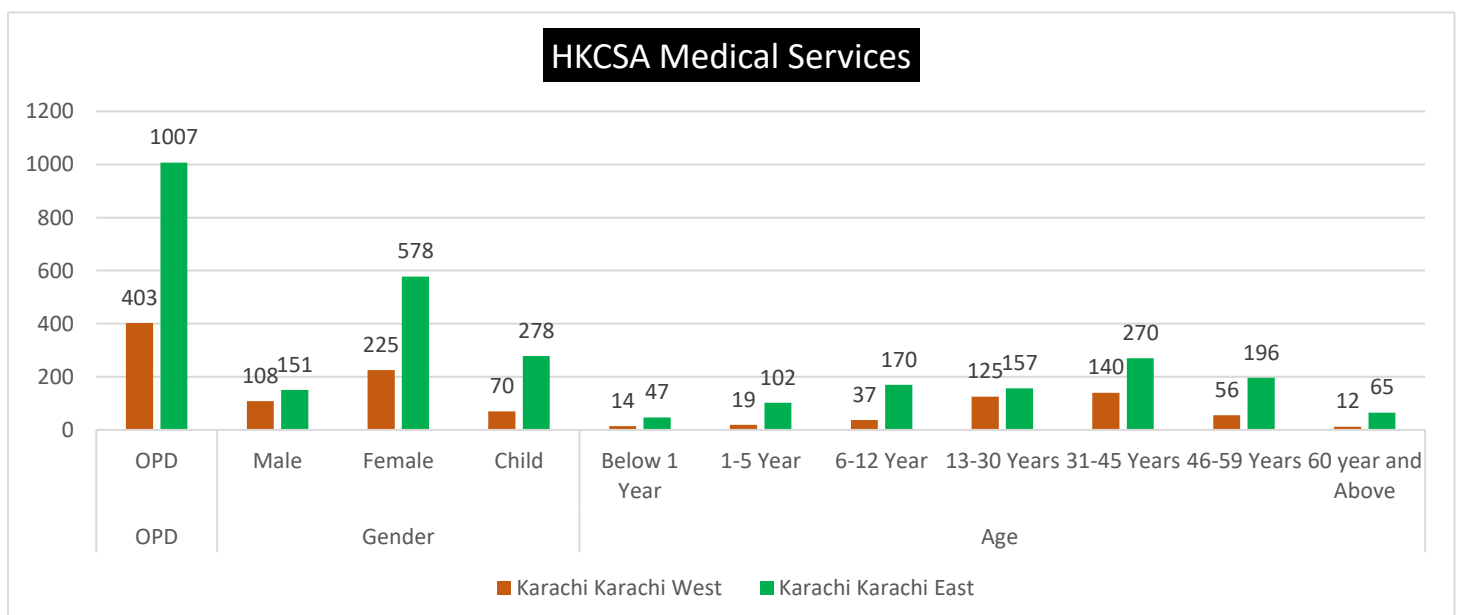
Cumulative Data of Activities:

Region	Sector	Medical Camps	OPD	Families	Individuals
Karachi	Medical Camps	06	1,410	-	1,410
	Food	-	-	550	3,750
	NFIs	-	-	450	3,150
	Hygiene Kits	-	-	450	3,150
Total		06	1,410	1,450	11,460



Medical Services – Free Camps

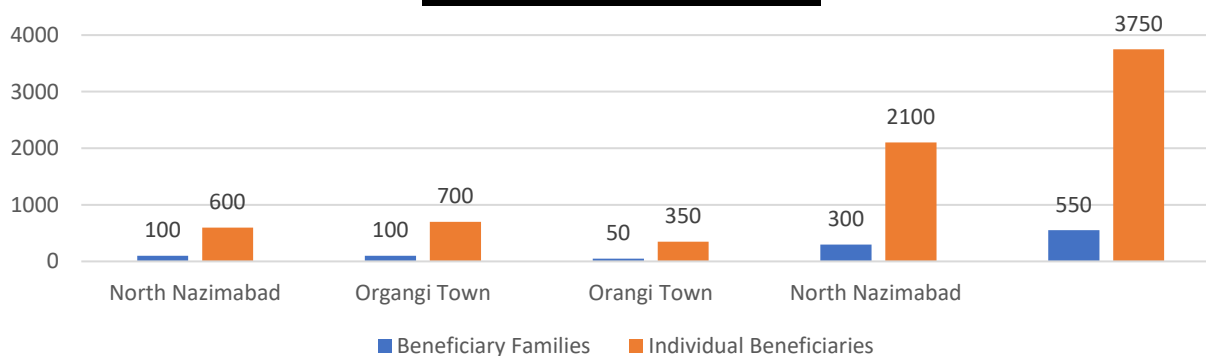
Region	District	OPD	Gender			Age						
		OPD	Male	Female	Child	Below 1 Year	1-5 Year	6-12 Year	13-30 Years	31-45 Years	46-59 Years	60 year and Above
Karachi	Karachi West	403	108	225	70	14	19	37	125	140	56	12
	Karachi East	1007	151	578	278	47	102	170	157	270	196	65
Total		1410	259	803	348	61	121	207	282	410	252	77



Food & Nutrition

Region	District	Location	Beneficiary Families	Individual Beneficiaries
Karachi	Karachi West	Orangi Town	100	700
			50	350
	Karachi Central	North Nazimabad	100	600
			300	2,100
Total			550	3,750

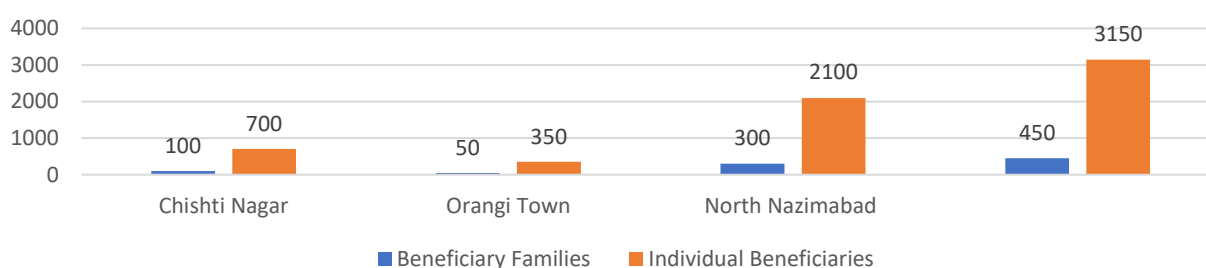
HKSCA Food Distribution



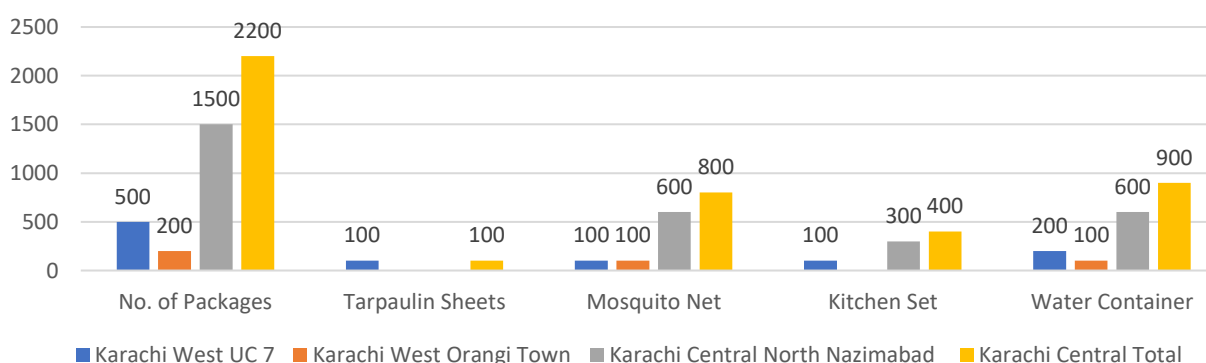
Non-Food Items

Region	District	Location	Beneficiary Families	Individual Beneficiaries
Karachi	Karachi West	Chishti Nagar	100	700
		Orangi Town	50	350
	Karachi Central	North Nazimabad	300	2,100
Total			450	3,150

HKSCA - NFIs Distributions



Item-Wise NFIs



Hygiene Kits

Region	District	Location	Beneficiary Families	Individual Beneficiaries
Karachi	Karachi West	Chishti Nagar	100	700
		Orangi Town	50	350
	Karachi Central	North Nazimabad	300	2,100
Total			450	3,150

HKSCA - Hygiene Kits Distribution

